


GRANDE PRÉMIO TISSOT DE PORTUGAL

Practice Nr. 2

Classification

6

		Rider	Nation	Team	Motorcycle	Time	Lap	Total	Gap	Top Speed
1	96	Daniel HOLTADO	SPA	Red Bull KTM Tech3	KTM	1'47.320	10	16		241.0
2	10	Diogo MOREIRA	BRA	MT Helmets - MSI	KTM	1'47.470	9	15	0.150 0.150	239.4
3	44	David MUÑOZ	SPA	BOE Motorsports	KTM	1'47.510	10	12	0.190 0.040	238.4
4	71	Ayumu SASAKI	JPN	Liqui Moly Husqvarna Intact GP	HUSQVARNA	1'47.665	12	14	0.345 0.155	236.8
5	48	Ivan ORTOLÁ	SPA	Angeluss MTA Team	KTM	1'47.705	8	15	0.385 0.040	240.5
6	27	Kaito TOBA	JPN	SIC58 Squadra Corse	HONDA	1'47.748	10	12	0.428 0.043	241.6
7	66	Joel KELSO	AUS	CFMoto Racing PruestelGP	CFMOTO	1'47.872	9	15	0.552 0.124	235.2
8	54	Riccardo ROSSI	ITA	SIC58 Squadra Corse	HONDA	1'47.946	12	13	0.626 0.074	237.3
9	19	Scott OGDEN	GBR	VisionTrack Racing Team	HONDA	1'48.112	9	15	0.792 0.166	235.8
10	82	Stefano NEPA	ITA	Angeluss MTA Team	KTM	1'48.116	8	12	0.796 0.004	242.1
11	43	Xavier ARTIGAS	SPA	CFMoto Racing PruestelGP	CFMOTO	1'48.188	15	15	0.868 0.072	234.2
12	5	Jaume MASIA	SPA	Leopard Racing	HONDA	1'48.188	13	14	0.868	235.8
13	24	Tatsuki SUZUKI	JPN	Leopard Racing	HONDA	1'48.245	8	14	0.925 0.057	238.9
14	53	Deniz ÖNCÜ	TUR	Red Bull KTM Ajo	KTM	1'48.300	14	16	0.980 0.055	236.8
15	99	José Antonio RUEDA	SPA	Red Bull KTM Ajo	KTM	1'48.333	13	16	1.013 0.033	241.0
16	64	Mario AJI	INA	Honda Team Asia	HONDA	1'48.461	10	12	1.141 0.128	235.8
17	80	David ALONSO	COL	Autosolar GASGAS Aspar M3	GASGAS	1'48.640	15	15	1.320 0.179	234.2
18	72	Taiyo FURUSATO	JPN	Honda Team Asia	HONDA	1'48.668	11	14	1.348 0.028	238.9
19	38	David SALVADOR	SPA	CIP Green Power	KTM	1'48.700	11	11	1.380 0.032	232.7
20	6	Ryusei YAMANAKA	JPN	Autosolar GASGAS Aspar M3	GASGAS	1'48.756	13	15	1.436 0.056	231.2
21	55	Romano FENATI	ITA	Rivacold Snipers Team	HONDA	1'48.939	11	13	1.619 0.183	228.3
22	95	Collin VEIJER	NED	Liqui Moly Husqvarna Intact GP	HUSQVARNA	1'49.128	4	11	1.808 0.189	233.2
23	18	Matteo BERTELLE	ITA	Rivacold Snipers Team	HONDA	1'49.138	7	13	1.818 0.010	228.3
24	63	Syarifuddin AZMAN	MAL	MT Helmets - MSI	KTM	1'49.168	16	16	1.848 0.030	237.3
25	7	Filippo FARIOLI	ITA	Red Bull KTM Tech3	KTM	1'49.177	15	15	1.857 0.009	231.7
26	70	Joshua WHATLEY	GBR	VisionTrack Racing Team	HONDA	1'49.201	12	12	1.881 0.024	232.7
27	20	Lorenzo FELLON	FRA	CIP Green Power	KTM	1'49.662	10	14	2.342 0.461	236.8
28	22	Ana CARRASCO	SPA	BOE Motorsports	KTM	1'50.036	11	16	2.716 0.374	239.4

Practice condition: Dry

Air: 22°

Humidity: 63%

Ground: 33°

Fastest Lap:	Lap: 10	Daniel HOLTADO	1'47.320	154 Km/h
Best Race Lap:	2021	Gabriel RODRIGO	1'47.610	153.6 Km/h
All Time Lap Record:	2021	Sergio GARCIA	1'47.274	154.1 Km/h

The results are provisional until the end of the limit for protest and appeals.

Time limit for protest expires 30' after publication of the results - Time:

These data/results cannot be reproduced, stored and/or transmitted in whole or in part by any manner of electronic, mechanical, photocopying, recording, broadcasting or otherwise now known or herein after developed without the previous express consent by the copyright owner, except for reproduction in daily press and regular printed publications on sale to the public within 60 days of the event related to those data/results and always provided that copyright symbol appears together as follows below.

© DORNA, 2023

Official MotoGP Timing by TISSOT
www.motogp.com

Portimão, Friday, March 24, 2023






GRANDE PRÉMIO TISSOT DE PORTUGAL

Practice Nr. 2

Combined Free Practice Times

7

		Rider	Nation	Team	MOTORCYCLE	P1	P2	Gap
1	96	D.HOLGADO	SPA	Red Bull KTM Tech3	KTM	1'48.305	15 1'47.320	10
2	10	D.MOREIRA	BRA	MT Helmets - MSI	KTM	1'48.006	13 1'47.470	9 0.150 0.150
3	44	D.MUÑOZ	SPA	BOE Motorsports	KTM	1'49.820	5 1'47.510	10 0.190 0.040
4	71	A.SASAKI	JPN	Liqui Moly Husqvarna Intact GP	HUSQVARNA	1'49.009	11 1'47.665	12 0.345 0.155
5	48	I.ORTOLÁ	SPA	Angeluss MTA Team	KTM	1'49.103	6 1'47.705	8 0.385 0.040
6	27	K.TOBA	JPN	SIC58 Squadra Corse	HONDA	1'49.929	8 1'47.748	10 0.428 0.043
7	66	J.KELSO	AUS	CFMoto Racing PruestelGP	CFMOTO	1'48.801	10 1'47.872	9 0.552 0.124
8	54	R.ROSSI	ITA	SIC58 Squadra Corse	HONDA	1'48.899	11 1'47.946	12 0.626 0.074
9	19	S.OGDEN	GBR	VisionTrack Racing Team	HONDA	1'49.136	13 1'48.112	9 0.792 0.166
10	82	S.NEPA	ITA	Angeluss MTA Team	KTM	1'48.897	14 1'48.116	8 0.796 0.004
11	43	X.ARTIGAS	SPA	CFMoto Racing PruestelGP	CFMOTO	1'48.591	15 1'48.188	15 0.868 0.072
12	5	J.MASIA	SPA	Leopard Racing	HONDA	1'49.340	11 1'48.188	13 0.868
13	24	T.SUZUKI	JPN	Leopard Racing	HONDA	1'48.941	11 1'48.245	8 0.925 0.057
14	53	D.ÖNCÜ	TUR	Red Bull KTM Ajo	KTM	1'48.584	13 1'48.300	14 0.980 0.055
15	99	J.RUEDA	SPA	Red Bull KTM Ajo	KTM	1'48.747	14 1'48.333	13 1.013 0.033
16	80	D.ALONSO	COL	Autosolar GASGAS Aspar M3	GASGAS	1'48.400	14 1'48.640	15 1.080 0.067
17	64	M.AJI	INA	Honda Team Asia	HONDA	1'49.104	13 1'48.461	10 1.141 0.061
18	72	T.FURUSATO	JPN	Honda Team Asia	HONDA	1'51.007	14 1'48.668	11 1.348 0.207
19	38	D.SALVADOR	SPA	CIP Green Power	KTM	1'48.940	10 1'48.700	11 1.380 0.032
20	6	R.YAMANAKA	JPN	Autosolar GASGAS Aspar M3	GASGAS	1'48.937	11 1'48.756	13 1.436 0.056
21	55	R.FENATI	ITA	Rivacold Snipers Team	HONDA	1'48.999	11 1'48.939	11 1.619 0.183
22	95	C.VEIJER	NED	Liqui Moly Husqvarna Intact GP	HUSQVARNA	1'48.991	14 1'49.128	4 1.671 0.052
23	22	A.CARRASCO	SPA	BOE Motorsports	KTM	1'49.090	12 1'50.036	11 1.770 0.099
24	18	M.BERTELLE	ITA	Rivacold Snipers Team	HONDA	1'49.223	13 1'49.138	7 1.818 0.048
25	63	S.AZMAN	MAL	MT Helmets - MSI	KTM	1'49.648	13 1'49.168	16 1.848 0.030
26	7	F.FARIOLI	ITA	Red Bull KTM Tech3	KTM	1'49.390	14 1'49.177	15 1.857 0.009
27	70	J.WHATLEY	GBR	VisionTrack Racing Team	HONDA	1'50.606	11 1'49.201	12 1.881 0.024
28	20	L.FELLON	FRA	CIP Green Power	KTM	1'50.820	13 1'49.662	10 2.342 0.461

Pole Position Record:	2021	Sergio GARCIA	1'47.274	154.1 Km/h
Best Race Lap:	2021	Gabriel RODRIGO	1'47.610	153.6 Km/h
All Time Lap Record:	2021	Sergio GARCIA	1'47.274	154.1 Km/h

The results are provisional until the end of the limit for protest and appeals.

Time limit for protest expires 60' after publication of the results - Time:

These data/results cannot be reproduced, stored and/or transmitted in whole or in part by any manner of electronic, mechanical, photocopying, recording, broadcasting or otherwise now known or herein after developed without the previous express consent by the copyright owner, except for reproduction in daily press and regular printed publications on sale to the public within 60 days of the event related to those data/results and always provided that copyright symbol appears together as follows below.

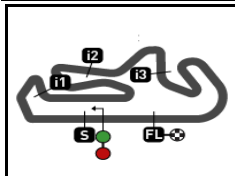
© DORNA, 2023

Official MotoGP Timing by TISSOT

www.motogp.com

Portimao, Friday, March 24, 2023





GRANDE PRÉMIO TISSOT DE PORTUGAL

Practice Nr. 2

Top Speed & Average

8



Rider	Nation	Motorcycle	Top 5 speeds					Average	Top
82 Stefano NEPA	ITA	KTM	242.1	239.4	237.3	236.8	236.3	238.4	242.1
27 Kaito TOBA	JPN	HONDA	241.6	241.0	240.5	237.8	236.8	239.5	241.6
96 Daniel HOLGADO	SPA	KTM	241.0	238.4	237.3	236.3	234.7	237.5	241.0
99 José Antonio RUEDA	SPA	KTM	241.0	237.3	236.8	234.7	234.7	236.9	241.0
48 Ivan ORTOLÁ	SPA	KTM	240.5	229.7	228.8	228.8	228.3	231.2	240.5
10 Diogo MOREIRA	BRA	KTM	239.4	237.3	236.8	235.2	234.2	236.6	239.4
22 Ana CARRASCO	SPA	KTM	239.4	234.7	234.2	230.7	230.7	233.9	239.4
24 Tatsuki SUZUKI	JPN	HONDA	238.9	238.4	237.8	232.7	232.2	236.0	238.9
72 Taiyo FURUSATO	JPN	HONDA	238.9	237.3	236.8	235.8	233.7	236.0	238.9
44 David MUÑOZ	SPA	KTM	238.4	236.8	236.8	235.2	227.3	234.9	238.4
54 Riccardo ROSSI	ITA	HONDA	237.3	236.3	234.7	232.7	232.2	234.6	237.3
63 Syarifuddin AZMAN	MAL	KTM	237.3	233.7	233.7	231.2	231.2	233.4	237.3
20 Lorenzo FELLON	FRA	KTM	236.8	232.2	232.2	231.7	230.2	232.2	236.8
53 Deniz ÖNCÜ	TUR	KTM	236.8	235.8	234.7	233.2	233.2	234.7	236.8
71 Ayumu SASAKI	JPN	HUSQVARNA	236.8	236.3	234.2	233.7	233.7	234.5	236.8
5 Jaume MASIA	SPA	HONDA	235.8	235.2	231.2	231.2	229.2	232.0	235.8
19 Scott OGDEN	GBR	HONDA	235.8	231.2	231.2	230.2	230.2	231.7	235.8
64 Mario AJI	INA	HONDA	235.8	235.2	232.7	231.7	231.2	233.3	235.8
66 Joel KELSO	AUS	CFMOTO	235.2	235.2	234.7	233.7	232.2	233.9	235.2
43 Xavier ARTIGAS	SPA	CFMOTO	234.2	230.7	230.7	228.8	228.8	230.6	234.2
80 David ALONSO	COL	GASGAS	234.2	232.7	231.2	230.2	230.2	231.7	234.2
95 Collin VEIJER	NED	HUSQVARNA	233.2	233.2	232.7	231.7	230.7	232.3	233.2
38 David SALVADOR	SPA	KTM	232.7	232.2	230.7	229.7	229.2	230.9	232.7
70 Joshua WHATLEY	GBR	HONDA	232.7	232.2	231.2	230.2	228.8	231.0	232.7
7 Filippo FARIOLI	ITA	KTM	231.7	227.3	226.4	225.0	225.0	226.7	231.7
6 Ryusei YAMANAKA	JPN	GASGAS	231.2	229.7	229.2	227.3	227.3	228.7	231.2
18 Matteo BERTELLE	ITA	HONDA	228.3	227.8	226.4	225.9	224.0	226.5	228.3
55 Romano FENATI	ITA	HONDA	228.3	226.8	226.4	226.4	225.9	226.8	228.3

These data/results cannot be reproduced, stored and/or transmitted in whole or in part by any manner of electronic, mechanical, photocopying, recording, broadcasting or otherwise now known or herein after developed without the previous express consent by the copyright owner, except for reproduction in daily press and regular printed publications on sale to the public within 60 days of the event related to those data/results and always provided that copyright symbol appears together as follows below.

© DORNA, 2023

Official MotoGP Timing by TISSOT
www.motogp.com



Portimao, Friday, March 24, 2023



GRANDE PRÉMIO TISSOT DE PORTUGAL

Practice Nr. 2

Chronological Analysis of Performances

9

* Lap / Sector time cancelled T1 Time from finish line to 1st intermediate T3 Time from 2nd intermed. to 3rd intermed.
 P Crossing the finish line in pit lane T2 Time from 1st intermed. to 2nd intermed. T4 Time from 3rd intermediate to finish line

Lap	Lap Time	T1	T2	T3	T4	Speed	Lap	Lap Time	T1	T2	T3	T4	Speed
1st 96 Daniel HOLGADO Red Bull KTM Tech3 SPA Full laps=13							8	8'56.305	15.258	36.366	17.115	52.194	
1	3'13.413	13.131	35.797	16.521	34.994		9	1'48.056	23.278	34.209	16.223	34.346	238.4
2	1'48.987	23.609	34.594	16.177	34.607	232.2	10	1'47.510	23.153	33.899	16.204	34.254	236.8
3	1'48.594	23.417	34.426	16.190	34.561	234.2	11	2'02.755	25.233	35.141	16.767	45.614	235.2
4	1'48.419	23.350	34.443	16.147	34.479	232.2	12	1'48.531	23.313	34.122	16.287	34.809	236.8
5	1'48.575	23.381	34.397	16.127	34.670	236.3	4th 71 Ayumu SASAKI Liqui Moly Husqvarna JPN Full laps=9						
6	1'55.471 *	25.229	37.702	16.215	36.325	232.2	1	3'15.533 *	13.447	35.659*	16.553	35.684	
7	2'06.328 P	23.461	34.806	16.196	51.865	231.2	2	1'49.285	23.560	34.550	16.369	34.806	233.7
8	5'59.208	15.325	36.617	18.076	34.835		3	1'48.921	23.433	34.432	16.331	34.725	233.7
9	1'47.794	23.197	34.225	16.115	34.257	233.7	4	1'48.986	23.492	34.374	16.262	34.858	231.7
10	1'47.320	23.179	34.056	16.042	34.043	234.7	5	1'48.871 *	23.433	34.325	16.316	34.797	233.7
11	1'47.968 *	23.243	34.079	16.063	34.583*	231.7	6	2'03.369 P	23.371	34.627	16.578	48.793	236.3
12	1'58.212	24.101	35.973	23.102	35.036	230.2	7	5'25.079	15.359	35.949	16.553	34.883	
13	1'47.519	23.134	34.218	16.004	34.163	238.4	8	1'47.787	23.200	33.985	16.200	34.402	233.7
14	1'47.548 *	23.105	34.257*	16.027	34.159	241.0	9	1'47.836 *	23.175	33.944	16.195	34.522	233.7
15	1'53.820 *	24.060	37.183	16.194	36.383*	237.3	10	2'05.846 P	25.720	36.252	16.960	46.914	232.2
16	1'48.313	23.389	34.194	16.102	34.628	230.2	11	6'04.555	16.406	34.975	16.233	40.814	
2nd 10 Diogo MOREIRA MT Helmets - MSI BRA Full laps=12							12	1'47.665	23.217	34.025	16.156	34.267	236.8
1	3'03.784	14.641	35.790	16.735	39.620		13	1'56.664	27.453	36.605	16.554	36.052	229.7
2	1'49.779	23.790	34.931	16.403	34.655	228.3	14	1'48.123	23.253	34.250	16.243	34.377	234.2
3	1'49.129	23.595	34.576	16.297	34.661	230.7	5th 48 Ivan ORTOLÁ Angeluss MTA Team SPA Full laps=12						
4	1'49.118	23.568	34.511	16.300	34.739	227.8	1	3'06.961	13.525	35.580	16.971	39.585	
5	1'58.834	24.142	35.095	16.939	42.658	229.7	2	1'49.175	23.676	34.754	16.188	34.557	228.8
6	1'49.097	23.471	34.579	16.275	34.772	237.3	3	1'49.727	23.747	34.805	16.513	34.662	240.5
7	2'12.148 P	25.115	35.805	19.511	51.717	228.8	4	1'49.077	23.525	34.552	16.211	34.789	225.4
8	7'47.136	12.502	34.286	16.119	34.337		5	1'49.697 *	23.497	34.763	16.327	35.110	228.8
9	1'47.470	23.143	34.115	16.103	34.109	235.2	6	2'07.914 P	23.797	34.867*	17.093	52.157	224.0
10	1'49.652	23.871	34.906	16.207	34.668	234.2	7	9'03.709	15.628	35.659	16.195	34.822	
11	1'48.416 *	23.289	34.295	16.231	34.601*	230.2	8	1'47.705	23.305	34.161	16.019	34.220	229.7
12	2'00.862	23.690	37.514	16.133	43.525	230.7	9	1'48.624	23.393	34.131	16.290	34.810	227.8
13	1'51.467	23.571	37.212	16.229	34.455	233.7	10	1'48.087	23.373	34.128	16.097	34.489	228.3
14	1'48.950	23.429	34.501	16.297	34.723	236.8	11	1'48.569	23.413	34.466	16.145	34.545	225.9
15	1'48.866	23.448	34.622	16.179	34.617	239.4	12	2'03.868	28.657	37.848	16.419	40.944	226.8
3rd 44 David MUÑOZ BOE Motorsports SPA Full laps=12							13	1'49.305	23.546	34.587	16.280	34.892	225.4
1	3'17.812 P						14	1'49.482	23.798	34.590	16.197	34.897	222.2
2	1'48.773						15	1'48.970	23.501	34.433	16.201	34.835	223.6
3	1'48.220 *						6th 27 Kaito TOBA SIC58 Squadra Corse JPN Full laps=7						
4	2'11.795 P						1	3'17.932	13.913	35.940	16.747	35.774	
5	5'50.749	14.726	35.900	16.707	35.388		2	1'48.915	23.420	34.734	16.167	34.594	240.5
6	1'50.156	23.649	34.772	16.608	35.127	227.3	3	1'48.164	23.378	34.190	16.236	34.360	241.0
7	2'05.692 P	24.029	36.062	16.936	48.665	226.8							

Fastest Lap: Daniel HOLGADO Red Bull KTM Tech3 SPA **1'47.320** 23.179 34.056 16.042 34.043

These data/results cannot be reproduced, stored and/or transmitted in whole or in part by any manner of electronic, mechanical, photocopying, recording, broadcasting or otherwise now known or herein after developed without the previous express consent by the copyright owner, except for reproduction in daily press and regular printed publications on sale to the public within 60 days of the event related to those data/results and always provided that copyright symbol appears together as follows below.
 © DORNA, 2023



Practice Nr. 2

Moto3

Lap	Lap Time		T1	T2	T3	T4	Speed	Lap	Lap Time		T1	T2	T3	T4	Speed	
4	2'07.051	P	23.625	34.709	16.441	52.276	241.6	11	1'50.313		23.379	35.506	16.356	35.072	231.2	
5	8'34.355		14.212	35.511	16.627	35.576		12	1'48.127	23.233	34.339	16.190	34.365	231.2		
6	1'50.585		23.862	34.991	16.401	35.331	228.8	13	2'01.016		23.350	41.176	16.261	40.229	229.7	
7	2'05.058	P	23.687	34.811	16.532	50.028	228.8	14	2'05.429	P	23.373	34.558	19.217	48.281	235.8	
8	6'17.068		14.253	34.750	16.208	34.520		15	4'51.691		13.498	35.672	16.596	35.601		
9	1'57.049	*	24.166	35.875*	16.345	40.663	234.7	10th 82 Stefano NEPA Angeluss MTA Team ITA Full laps=7								
10	1'47.748		23.339	34.040	16.131	34.238	236.8	1	3'16.929		13.625	35.848	16.581	35.203		
11	1'55.151		23.230	34.173	16.351	41.397	237.8	2	1'48.924		23.635	34.683	16.237	34.369	234.2	
12	1'48.423		23.357	34.135	16.234	34.697	236.3	3	1'48.965		23.571	34.575	16.225	34.594	242.1	
7th 66 Joel KELSO CFMoto Racing Prues AUS Full laps=10								4	1'51.947		23.963	34.609	18.302	35.073	237.3	
1	2'46.009		14.092	35.803	16.841	35.261		5	1'49.280	*	23.532	34.527	16.228	34.993	236.3	
2	1'49.606		23.704	34.847	16.359	34.696	232.2	6	2'14.808	P	25.133	39.447	17.524	52.704	233.7	
3	1'48.977		23.614	34.556	16.217	34.590	234.7	7	12'22.345		15.446	37.698	19.169	40.054		
4	1'50.020		23.502	34.783	16.436	35.299	231.7	8	1'48.116		23.227	34.164	16.158	34.567	239.4	
5	1'49.940		23.633	34.756	16.399	35.152	229.7	9	1'48.276	*	23.311	34.281	16.179	34.505	233.7	
6	1'49.642	*	23.816	34.526*	16.349	34.951	231.2	10	2'14.574	P	28.036	36.296	16.678	53.564	236.8	
7	2'12.811	P	26.901	37.282	17.208	51.420	232.2	11	2'31.434		14.440	37.804	16.793	38.907		
8	7'22.338		13.620	35.229	16.550	35.671		12	1'48.726		23.537	34.366	16.242	34.581	231.2	
9	1'47.872		23.335	34.189	16.146	34.202	233.7	11th 43 Xavier ARTIGAS CFMoto Racing Prues SPA Full laps=10								
10	1'48.904		23.088	34.489	16.364	34.963	235.2	1	2'45.497		14.052	35.821	16.650	35.499		
11	1'48.996		23.417	34.345	16.306	34.928	228.8	2	1'49.773		23.791	34.779	16.349	34.854	225.9	
12	1'56.391	*	23.388	34.400	16.338	42.265	231.2	3	1'49.327		23.660	34.493	16.238	34.936	228.3	
13	2'14.002	P	23.389	36.150	17.267	57.196	235.2	4	1'50.808		23.741	34.797	16.320	35.950	228.3	
14	2'35.524		13.270	38.799	17.053	41.444		5	1'49.220		23.581	34.364	16.232	35.043	228.8	
15	1'49.847		23.550	34.657	16.372	35.268	229.7	6	1'48.923		23.514	34.451	16.259	34.699	234.2	
8th 54 Riccardo ROSSI SIC58 Squadra Corse ITA Full laps=7								7	2'12.994	P	27.378	36.254*	17.197	52.165	226.8	
1	3'15.569		13.504	35.723	16.717	35.804		8	7'21.802		14.244	35.083	16.926	35.051		
2	1'49.994		24.100	34.855	16.360	34.679	227.8	9	1'48.765		23.511	34.317	16.220	34.717	228.3	
3	1'48.761		23.320	34.526	16.240	34.675	236.3	10	1'49.854		23.504	34.565	16.524	35.261	225.9	
4	1'48.954	*	23.300	34.510*	16.324	34.820	237.3	11	1'48.194		23.375	34.038	16.120	34.661	227.3	
5	1'49.396	*	23.310	34.520	16.440	35.126	232.7	12	1'55.514		23.602	34.728	16.441	40.743	228.8	
6	2'17.220	P	28.628	39.236	17.450	51.906	229.7	13	2'07.102	P	23.530	35.046	17.876	50.650	230.7	
7	5'57.640	*	14.697	35.551	16.664	35.501		14	2'33.133		16.591	35.475	16.559	35.861		
8	2'06.187	P	23.665	34.827	16.486	51.209	227.3	15	1'48.188		23.415	34.242	16.233	34.298	230.7	
9	5'04.427		13.487	35.156	16.477	34.977		12th 5 Jaume MASIA Leopard Racing SPA Full laps=9								
10	1'48.203		23.207	34.216	16.180	34.600	231.2	1	2'42.882		14.132	36.010	16.843	35.352		
11	1'52.232		23.200	37.831	16.491	34.710	232.2	2	1'55.687		23.747	34.534	21.521	35.885	226.8	
12	1'47.946	*	23.073	34.372	16.205	34.296	234.7	3	1'48.886		23.626	34.465	16.261	34.534	231.2	
13	2'28.746	P	30.753	44.851	17.099	56.043	231.7	4	1'48.700		23.492	34.268	16.249	34.691	231.2	
9th 19 Scott OGDEN VisionTrack Racing T GBR Full laps=10								5	1'48.504		23.505	34.204	16.251	34.544	235.2	
1	2'47.047		14.642	35.590	16.638	35.190		6	2'02.854	P	24.679	35.794	16.833	45.548	235.8	
2	1'50.078		23.740	34.702	16.942	34.694	227.8	7	8'03.826		16.389	35.408	16.822	35.395		
3	1'49.511		23.535	34.644	16.498	34.834	228.8	8	1'48.907		23.516	34.285	16.386	34.720	227.8	
4	1'49.268		23.502	34.586	16.416	34.764	225.9	9	1'49.719		23.672	34.505	16.523	35.019	227.3	
5	1'49.538		23.632	34.611	16.553	34.742	228.8	10	1'48.941		23.440	34.333	16.310	34.858	229.2	
6	1'49.025		23.437	34.611	16.381	34.596	230.2	11	2'03.494	P	24.448	35.555	16.773	46.718	226.8	
7	2'08.609	P	23.587	35.671*	16.860	52.491	230.2	12	4'36.843		14.082	34.793	16.434	34.943		
8	6'26.630		16.320	36.903	18.977	34.987		13	1'48.188		23.262	34.108	16.185	34.633	229.2	
9	1'48.112		23.335	34.317	16.203	34.257	229.7	14	1'50.215		23.862	34.816	16.423	35.114	225.9	
10	1'49.011		23.281	34.494	16.536	34.700	229.2									

Fastest Lap: Daniel HOLGADO Red Bull KTM Tech3 SPA 1'47.320 23.179 34.056 16.042 34.043

These data/results cannot be reproduced, stored and/or transmitted in whole or in part by any manner of electronic, mechanical, photocopying, recording, broadcasting or otherwise now known or herein after developed without the previous express consent by the copyright owner, except for reproduction in daily press and regular printed publications on sale to the public within 60 days of the event related to those data/results and always provided that copyright symbol appears together as follows below.
© DORNA, 2023

Practice Nr. 2

Moto3

Lap	Lap Time	T1	T2	T3	T4	Speed	Lap	Lap Time	T1	T2	T3	T4	Speed																				
13th	24	Tatsuki SUZUKI					Leopard Racing	JPN	16th					64	Mario AJI					Honda Team Asia	INA												
Full laps=9							Full laps=9							Full laps=9																			
1	3'15.857	13.641	35.367	16.501	35.063		1	3'15.803	13.191	35.560	16.644	36.987																					
2	1'49.104 *	23.489	34.529*	16.411	34.675	238.9	2	1'49.855	24.044	34.895	16.307	34.609	230.2																				
3	1'51.731	25.787	34.859	16.276	34.809	238.4	3	1'48.714	23.472	34.583	16.268	34.391	235.2																				
4	1'49.026	23.480	34.669	16.258	34.619	232.2	4	1'50.987	23.624	34.748	16.758	35.857	235.8																				
5	1'49.094	23.387	34.605	16.288	34.814	237.8	5	1'50.734 *	24.016	35.118	16.439	35.161	223.6																				
6	2'11.028 P	24.971	36.427	16.646	52.984	231.2	6	2'07.067 P	24.110	35.407	16.926	50.624	225.9																				
7	7'26.142	16.828	35.310	16.732	35.674		7	13'25.571	14.050	35.383	16.741	35.719																					
8	1'48.245	23.359	34.364	16.218	34.304	230.7	8	1'50.334	24.095	34.663	16.428	35.148	220.8																				
9	1'49.177	23.417	34.568	16.423	34.769	232.7	9	1'48.917	23.551	34.579	16.318	34.469	231.7																				
10	1'49.458	23.558	34.653	16.298	34.949	227.8	10	1'48.461	23.415	34.461	16.289	34.296	232.7																				
11	2'09.467 P	25.344	36.040	16.753	51.330	225.9	11	1'56.026	26.025	37.280	17.083	35.638	231.2																				
12	4'30.137	14.049	34.835	16.392	34.696		12	1'50.256	24.025	34.760	16.433	35.038	222.2																				
13	1'49.249	23.587	34.731	16.270	34.661	228.3	17th							80	David ALONSO					Autosolar GASGAS A	COL												
14	1'49.237	23.722	34.491	16.309	34.715	229.7	Full laps=10							Full laps=10																			
14th							53	Deniz ÖNCÜ					Red Bull KTM Ajo	TUR	1							2'22.378	13.574	35.949	16.494	35.205							
Full laps=13							Full laps=13							Full laps=13							2							1'49.831	23.814	34.996	16.242	34.779	228.3
1	3'24.944	15.014	35.455	16.580	37.883		3							1'49.154	23.629	34.683	16.164	34.678	230.2														
2	1'48.986	23.627	34.489	16.223	34.647	234.7	4							2'04.551	23.634	48.403	17.207	35.307	229.2														
3	1'48.311	23.386	34.340	16.109	34.476	236.8	5							1'49.986	23.771	34.895	16.350	34.970	228.3														
4	1'48.867	23.417	34.467	16.198	34.785	233.2	6							1'50.251 *	23.687	35.212	16.371	34.981	228.8														
5	1'48.872	23.464	34.456	16.192	34.760	231.7	7							2'28.976 P	23.570	52.757	18.175	54.474	228.8														
6	1'49.461	23.430	34.961	16.216	34.854	232.2	8							5'40.800 *	13.590	35.758*	16.576	35.164															
7	1'48.365	23.334	34.351	16.159	34.521	232.7	9							1'49.349	23.541	34.713	16.281	34.814	229.2														
8	1'48.716 *	23.559	34.396*	16.154	34.607	228.8	10							1'48.980 *	23.506	34.624	16.156	34.694	231.2														
9	1'49.013 *	23.563	34.414*	16.321	34.715	228.3	11							2'05.975 P	23.704	35.141	16.402	50.728	228.8														
10	1'49.014 *	23.430	34.470	16.356	34.758	230.7	12							4'02.327	12.484	34.845	16.137	34.722															
11	2'05.495 P	23.751	35.196	16.509	50.039	230.2	13							1'49.358	23.260	35.349	16.204	34.545	234.2														
12	5'58.131	14.138	34.650	16.188	34.258		14							1'53.325	23.427	34.430	16.123	39.345	230.2														
13	1'48.461	23.134	33.996	16.384	34.947	235.8	15							1'48.640	23.511	34.435	16.146	34.548	232.7														
14	1'48.300	23.437	34.241	16.173	34.449	233.2	18th							72	Taiyo FURUSATO					Honda Team Asia	JPN												
15	1'56.586	24.515	35.346	16.273	40.452	228.3	Full laps=11							Full laps=11																			
16	1'48.861	23.514	34.360	16.176	34.811	229.7	1							3'15.591	13.598	35.439	16.533	35.438															
15th							99	José Antonio RUED					Red Bull KTM Ajo	SPA	2							1'49.454	23.847	34.718	16.291	34.598	235.8						
Full laps=13							Full laps=13							Full laps=13							3							1'49.068	23.625	34.486	16.286	34.671	238.9
1	3'23.970	14.046	35.776	16.820	37.889		4							1'51.663	24.979	34.731	16.918	35.035	233.7														
2	1'49.472	23.616	34.891	16.345	34.620	234.7	5							1'50.322	23.826	34.765	16.463	35.268	237.3														
3	1'48.768	23.390	34.495	16.282	34.601	232.7	6							1'50.711	23.957	34.810	16.554	35.390	233.7														
4	1'49.649	23.905	34.464	16.301	34.979	228.8	7							1'51.172 *	23.884	34.691	16.512	36.085	228.3														
5	1'48.404	23.375	34.327	16.091	34.611	233.7	8							2'10.418 P	26.186	36.007	17.295	50.930	228.3														
6	1'48.699	23.342	34.329	16.305	34.723	237.3	9							9'41.620	14.338	36.659	16.871	35.892															
7	1'48.834	23.598	34.370	16.271	34.595	229.2	10							1'48.964	23.564	34.316	16.327	34.757	229.7														
8	1'49.518 *	23.836	34.688*	16.219	34.775	223.6	11							1'48.668	23.398	34.328	16.313	34.629	231.7														
9	1'48.708 *	23.484	34.359*	16.333	34.532	230.2	12							1'48.705	23.244	34.257	16.461	34.743	236.8														
10	1'48.623 *	23.361	34.363	16.315	34.584	234.2	13							2'05.055	26.201	40.259	16.944	41.651	230.7														
11	2'06.345 P	23.452	35.221	16.467	51.205	234.7	14							1'49.910	23.706	34.588	16.490	35.126	231.2														
12	5'56.338	14.387	34.323	16.214	34.378		19th							38	David SALVADOR					CIP Green Power	SPA												
13	1'48.333	23.171	34.208	16.195	34.759	236.8	Full laps=6							Full laps=6																			
14	1'51.127	26.105	34.542	16.130	34.350	231.2	1							3'04.558	17.399	37.483	16.787	39.798															
15	1'59.894	23.243	34.456	17.908	44.287	241.0	2							1'50.035	23.823	34.888	16.485	34.839	229.2														
16	1'49.292	23.486	34.699	16.234	34.873	232.7	3							1'49.605	23.693	34.626	16.376	34.910	230.7														
														4							1'50.009	23.627	34.751	16.477	35.154	228.3							

Fastest Lap: Daniel HOLLGADO Red Bull KTM Tech3 SPA **1'47.320** 23.179 34.056 16.042 34.043

These data/results cannot be reproduced, stored and/or transmitted in whole or in part by any manner of electronic, mechanical, photocopying, recording, broadcasting or otherwise now known or herein after developed without the previous express consent by the copyright owner, except for reproduction in daily press and regular printed publications on sale to the public within 60 days of the event related to those data/results and always provided that copyright symbol appears together as follows below.
© DORNA, 2023

Practice Nr. 2

Moto3

Lap	Lap Time		T1	T2	T3	T4	Speed	Lap	Lap Time		T1	T2	T3	T4	Speed
5	2'06.230	P	24.261	35.148	16.359	50.462	229.7	23rd	18	Matteo BERTELLE	Rivacold Snipers Tea	ITA	Full laps=8		
6	10'10.567		13.901	35.390	16.587	35.527		1	2'53.047		14.787	38.194	18.644	36.473	
7	1'50.658		24.019	34.872	16.575	35.192	227.3	2	1'50.167		24.004	35.028	16.433	34.702	228.3
8	2'04.828	P	23.864	34.673	16.489	49.802	227.3	3	1'51.036		24.274	35.183	16.560	35.019	227.8
9	6'41.416		15.150	38.569	16.302	34.436		4	1'50.474		23.738	34.712	16.706	35.318	220.8
10	1'59.318		23.361	34.253	16.411	45.293	232.2	5	2'11.842	P	25.061	37.412	17.014	52.355	221.3
11	1'48.700		23.284	34.219	16.204	34.993	232.7	6	6'36.891	*	13.816	35.761	16.804	35.097*	
								7	1'49.138		23.653	34.328	16.367	34.790	224.0
20th	6	Ryusei YAMANAKA	Autosolar GASGAS A				JPN	Full laps=12							
1	2'27.131		13.031	35.678	16.733	35.240		8	1'49.634		23.575	34.426	16.693	34.940	226.4
2	1'49.702		23.744	34.819	16.294	34.845	227.3	9	1'49.464		23.624	34.345	16.528	34.967	225.9
3	1'49.228		23.573	34.669	16.303	34.683	229.2	10	2'05.742	P	24.531	35.389	16.968	48.854	222.2
4	1'49.249	*	23.379	34.567*	16.371	34.932	226.8	11	7'37.638		13.515	35.184	16.634	34.890	
5	1'49.553		23.536	34.906	16.255	34.856	225.4	12	1'50.159		23.696	34.661	16.587	35.215	221.7
6	1'49.355		23.574	34.602	16.305	34.874	227.3	13	1'50.206		23.672	34.710	16.612	35.212	222.2
7	1'49.666		23.682	34.732	16.350	34.902	226.8								
8	1'49.050		23.571	34.484	16.232	34.763	225.9	24th	63	Syarifuddin AZMAN	MT Helmets - MSI	MAL	Full laps=13		
9	2'03.968	P	23.565	34.556	16.323	49.524	225.0	1	3'04.951		14.329	36.140	16.787	39.959	
10	8'22.305	*	14.642	35.494	16.436	36.099*		2	1'50.633		23.936	35.108	16.577	35.012	231.2
11	1'55.287		24.394	37.972	16.715	36.206	231.2	3	1'51.744		23.886	34.971	17.278	35.609	230.2
12	1'49.052		23.483	34.446	16.242	34.881	227.3	4	1'51.036		23.937	35.142	16.543	35.414	229.7
13	1'48.756		23.348	34.327	16.255	34.826	229.7	5	1'50.802		23.938	35.145	16.382	35.337	229.2
14	2'12.829		25.796	43.169	16.840	47.024	225.4	6	1'54.676		23.902	38.516	16.576	35.682	226.8
15	1'50.905		23.988	35.236	16.440	35.241	225.0	7	1'50.320	*	23.723	34.813	16.543	35.241	229.7
								8	2'08.740	P	24.334	36.032	16.684	51.690	224.5
21st	55	Romano FENATI	Rivacold Snipers Tea				ITA	Full laps=7							
1	2'52.970		13.973	40.502	16.935	35.249		9	5'59.865		14.024	35.139	16.441	34.867	
2	1'50.207	*	23.75*	35.046	16.328	35.083	225.9	10	1'50.011		23.598	35.048	16.372	34.993	231.2
3	1'53.323		24.233	35.085	18.714	35.291	228.3	11	1'49.860		23.667	34.519	16.569	35.105	227.3
4	1'50.055	*	23.694	34.802	16.469	35.090	224.0	12	1'49.566		23.621	34.657	16.412	34.876	229.2
5	2'10.582	P	24.403	35.707	17.020	53.452*	217.3	13	1'54.623		23.366	34.718	16.296	40.243	233.7
6	6'27.738		15.301	35.448	16.357	34.884		14	1'50.829		23.426	36.422	16.372	34.609	237.3
7	1'49.084		23.572	34.455	16.331	34.726	224.5	15	1'51.079		23.447	34.766	16.418	36.448	233.7
8	1'49.060	*	23.507	34.420	16.315	34.818	226.8	16	1'49.168		23.773	34.564	16.261	34.570	230.2
9	2'06.091	P	24.230	35.127	16.758	49.976	223.1								
10	6'18.397		13.677	34.950	16.366	35.103		25th	7	Filippo FARIOLI	Red Bull KTM Tech3	ITA	Full laps=10		
11	1'48.939		23.586	34.407	16.298	34.648	226.4	1	3'23.337		13.842	36.087	16.828	37.362	
12	1'52.824	*	23.492	36.673	16.485	36.174	226.4	2	1'51.098		24.160	35.261	16.542	35.135	225.0
13	2'09.399	P	23.742	39.519	16.681	49.457	224.5	3	1'49.906		23.615	34.824	16.469	34.998	231.7
								4	1'52.831		24.030	34.990	16.527	37.284	224.5
22nd	95	Collin VEIJER	Liqui Moly Husqvarna				NED	Full laps=6							
1	3'27.582		14.139	36.940	16.749	35.391		5	1'50.608		23.856	34.808	16.565	35.379	227.3
2	1'49.895		23.808	34.925	16.317	34.845	233.2	6	1'50.781	*	23.922	34.944*	16.597	35.318	225.0
3	1'49.283		23.609	34.505	16.415	34.754	232.7	7	1'50.448		23.912	34.858	16.538	35.140	224.0
4	1'49.128		23.606	34.638	16.306	34.578	231.7	8	1'50.207		23.931	34.863	16.416	34.997	223.6
5	2'19.878	*	23.424	34.376	16.268	1'05.810	233.2	9	2'10.522	P	24.838	35.821	17.304	52.559	223.1
6	2'08.575	P	25.724	36.068	17.250	49.533	208.4	10	4'52.170		15.188	35.563	16.475	34.873	
7	10'35.909	P	13.728	36.262	16.817	49.806		11	1'49.915	*	23.741	34.788*	16.424	34.962	226.4
8	4'32.260		13.612	35.477	16.688	35.317		12	2'04.345	P	23.644	34.476	16.381	49.844	224.5
9	1'50.062		23.690	34.796	16.480	35.096	229.7	13	4'47.679		13.778	35.277	16.580	34.973	
10	1'49.931	*	23.618	34.641	16.571	35.101	230.7	14	1'49.961		23.936	34.719	16.435	34.871	223.6
11	2'08.300	P	23.789	35.690	17.717	51.104	226.4	15	1'49.177		23.643	34.455	16.341	34.738	225.0
								26th	70	Joshua WHATLEY	VisionTrack Racing T	GBR	Full laps=7		
								1	3'05.112		14.161	37.612	18.700	48.209	

Fastest Lap: Daniel HOLGADO Red Bull KTM Tech3 SPA **1'47.320** 23.179 34.056 16.042 34.043

These data/results cannot be reproduced, stored and/or transmitted in whole or in part by any manner of electronic, mechanical, photocopying, recording, broadcasting or otherwise now known or herein after developed without the previous express consent by the copyright owner, except for reproduction in daily press and regular printed publications on sale to the public within 60 days of the event related to those data/results and always provided that copyright symbol appears together as follows below.
© DORNA, 2023

Practice Nr. 2

Moto3

Lap	Lap Time	T1	T2	T3	T4	Speed	Lap	Lap Time	T1	T2	T3	T4	Speed
2	1'50.585	23.896	35.164	16.517	35.008	230.2							
3	1'52.097	24.722	35.018	16.540	35.817	232.2							
4	1'50.659	23.899	34.774	16.576	35.410	227.8							
5	1'58.744 *	25.153	35.297	16.864	41.430	232.7							
6	2'13.107 P	23.917	39.789	17.502	51.899	227.3							
7	8'39.377 *	14.309	35.614*	16.655	35.732								
8	1'50.403	23.967	34.971	16.359	35.106	227.8							
9	1'50.613 *	23.841	34.950	16.476	35.346	228.8							
10	2'08.148 P	27.270	36.360	16.743	47.775	221.7							
11	6'06.671	13.470	37.359	17.009	47.122								
12	1'49.201	23.525	34.630	16.219	34.827	231.2							

27th 20 Lorenzo FELLON CIP Green Power FRA
Full laps=11

1	3'05.134	17.334	37.648	16.888	39.930								
2	1'50.698	24.075	35.080	16.636	34.907	230.2							
3	1'50.818	23.817	35.132	16.706	35.163	236.8							
4	1'52.854	24.240	35.144	17.870	35.600	225.0							
5	1'51.017	23.962	35.034	16.630	35.391	231.7							
6	1'50.987	24.065	34.798	16.650	35.474	227.3							
7	2'12.382 P	26.277	36.752	17.016	52.337	223.1							
8	9'31.901	13.089	35.643	17.473	35.166								
9	1'51.272	24.787	35.031	16.398	35.056	224.0							
10	1'49.662	23.699	34.565	16.317	35.081	226.4							
11	1'50.127 *	23.514	34.873*	16.389	35.351	232.2							
12	1'49.717	23.593	34.690	16.398	35.036	232.2							
13	2'00.646	23.859	34.832	16.461	45.494	230.2							
14	1'50.399	23.727	34.801	16.455	35.416	229.7							

28th 22 Ana CARRASCO BOE Motorsports SPA
Full laps=13

1	3'05.635	13.655	36.594	17.177	38.501								
2	1'50.446	23.997	35.116	16.466	34.867	234.2							
3	1'50.604	24.039	34.876	16.594	35.095	239.4							
4	1'50.151	23.937	34.733	16.362	35.119	226.4							
5	1'52.345	23.802	34.659	16.465	37.419	229.2							
6	1'55.354	25.924	35.396	16.461	37.573	224.0							
7	2'09.550 P	23.982	36.275	16.984	52.309	228.8							
8	6'55.725	13.924	35.673	16.667	35.099								
9	1'50.084	23.723	34.931	16.394	35.036	234.7							
10	1'53.132	25.633	35.716	16.516	35.267	227.3							
11	1'50.036	23.788	34.732	16.377	35.139	230.7							
12	1'50.281	23.851	34.857	16.483	35.090	226.8							
13	1'57.875	24.276	36.289	17.083	40.227	230.7							
14	1'57.696	25.751	35.198	16.782	39.965	226.4							
15	1'56.751	24.333	38.306	16.773	37.339	223.1							
16	1'51.081	23.894	35.168	16.556	35.463	224.5							

Fastest Lap: Daniel HOLGADO Red Bull KTM Tech3 SPA **1'47.320** 23.179 34.056 16.042 34.043

These data/results cannot be reproduced, stored and/or transmitted in whole or in part by any manner of electronic, mechanical, photocopying, recording, broadcasting or otherwise now known or herein after developed without the previous express consent by the copyright owner, except for reproduction in daily press and regular printed publications on sale to the public within 60 days of the event related to those data/results and always provided that copyright symbol appears together as follows below.
© DORNA, 2023

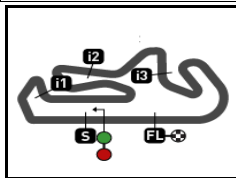
Official MotoGP Timing by TISSOT
www.motogp.com

Portimao, Friday, March 24, 2023

Page 5 of 5

motogp





4592 m.

GRANDE PRÉMIO TISSOT DE PORTUGAL

Practice Nr. 2

Best Partial Times

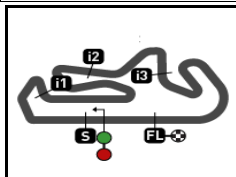
Moto3™

IT Ideal Lap Time, sum of the best partial times

BT Best Lap Time

T1		T2		T3		T4				IT		BT	
Pos	Rider	Time	Rider	Time	Rider	Time	Rider	Time	Pos	Rider	IT	BT	
1	R.ROSSI	23.073	D.MUÑOZ	33.899	D.HOLGADO	16.004	D.HOLGADO	34.043	1	D.HOLGADO	1'47.208	1'47.320	(1)
2	J.KELSO	23.088	A.SASAKI	33.944	I.ORTOLÁ	16.019	D.MOREIRA	34.109	2	D.MOREIRA	1'47.470	1'47.470	(2)
3	D.HOLGADO	23.105	D.ÖNCÜ	33.996	J.RUEDA	16.091	J.KELSO	34.202	3	D.ÖNCÜ	1'47.497	1'48.300	(14)
4	D.ÖNCÜ	23.134	X.ARTIGAS	34.038	D.MOREIRA	16.103	I.ORTOLÁ	34.220	4	D.MUÑOZ	1'47.510	1'47.510	(3)
5	D.MOREIRA	23.143	K.TOBA	34.040	D.ÖNCÜ	16.109	K.TOBA	34.238	5	A.SASAKI	1'47.542	1'47.665	(4)
6	D.MUÑOZ	23.153	D.HOLGADO	34.056	X.ARTIGAS	16.120	D.MUÑOZ	34.254	6	J.KELSO	1'47.625	1'47.872	(7)
7	J.RUEDA	23.171	J.MASIA	34.108	D.ALONSO	16.123	S.OGDEN	34.257	7	K.TOBA	1'47.639	1'47.748	(6)
8	A.SASAKI	23.175	D.MOREIRA	34.115	K.TOBA	16.131	D.ÖNCÜ	34.258	8	I.ORTOLÁ	1'47.672	1'47.705	(5)
9	S.NEPA	23.227	I.ORTOLÁ	34.128	J.KELSO	16.146	A.SASAKI	34.267	9	R.ROSSI	1'47.765	1'47.946	(8)
10	K.TOBA	23.230	S.NEPA	34.164	A.SASAKI	16.156	R.ROSSI	34.296	10	J.RUEDA	1'47.820	1'48.333	(15)
11	S.OGDEN	23.233	J.KELSO	34.189	S.NEPA	16.158	M.AJI	34.296	11	X.ARTIGAS	1'47.831	1'48.188	(11)
12	T.FURUSATO	23.244	J.RUEDA	34.208	R.ROSSI	16.180	X.ARTIGAS	34.298	12	S.NEPA	1'47.918	1'48.116	(10)
13	D.ALONSO	23.260	R.ROSSI	34.216	J.MASIA	16.185	T.SUZUKI	34.304	13	S.OGDEN	1'47.997	1'48.112	(9)
14	J.MASIA	23.262	D.SALVADOR	34.219	S.OGDEN	16.190	J.RUEDA	34.350	14	J.MASIA	1'48.089	1'48.188	(12)
15	D.SALVADOR	23.284	T.FURUSATO	34.257	D.SALVADOR	16.204	S.NEPA	34.369	15	D.SALVADOR	1'48.143	1'48.700	(19)
16	I.ORTOLÁ	23.305	S.OGDEN	34.317	D.MUÑOZ	16.204	D.SALVADOR	34.436	16	T.SUZUKI	1'48.245	1'48.245	(13)
17	R.YAMANAKA	23.348	R.YAMANAKA	34.327	T.SUZUKI	16.218	J.MASIA	34.534	17	D.ALONSO	1'48.358	1'48.640	(17)
18	T.SUZUKI	23.359	M.BERTELLE	34.328	J.WHATLEY	16.219	D.ALONSO	34.545	18	T.FURUSATO	1'48.385	1'48.668	(18)
19	AZMAN	23.366	T.SUZUKI	34.364	R.YAMANAKA	16.232	S.AZMAN	34.570	19	M.AJI	1'48.440	1'48.461	(16)
20	X.ARTIGAS	23.375	C.VEIJER	34.376	S.AZMAN	16.261	C.VEIJER	34.578	20	R.YAMANAKA	1'48.590	1'48.756	(20)
21	M.AJI	23.415	R.FENATI	34.407	M.AJI	16.268	T.FURUSATO	34.598	21	C.VEIJER	1'48.646	1'49.128	(22)
22	C.VEIJER	23.424	D.ALONSO	34.430	C.VEIJER	16.268	R.FENATI	34.648	22	S.AZMAN	1'48.716	1'49.168	(24)
23	R.FENATI	23.492	F.FARIOLI	34.455	T.FURUSATO	16.286	R.YAMANAKA	34.683	23	R.FENATI	1'48.845	1'48.939	(21)
24	FELLON	23.514	M.AJI	34.461	R.FENATI	16.298	M.BERTELLE	34.702	24	M.BERTELLE	1'48.972	1'49.138	(23)

These data/results cannot be reproduced, stored and/or transmitted in whole or in part by any manner of electronic, mechanical, photocopying, recording, broadcasting or otherwise now known or herein after developed without the previous express consent by the copyright owner, except for reproduction in daily press and regular printed publications on sale to the public within 60 days of the event related to those data/results and always provided that copyright symbol appears together as follows below.
© DORNA, 2023



4592 m.

GRANDE PRÉMIO TISSOT DE PORTUGAL

Practice Nr. 2

Best Partial Times

Moto3™

IT Ideal Lap Time, sum of the best partial times

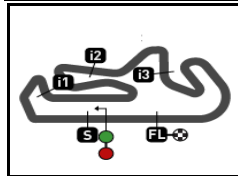
BT Best Lap Time

T1		T2		T3		T4				<i>IT</i>	<i>BT</i>	
<i>Pos</i>	<i>Rider</i>	<i>Time</i>	<i>Rider</i>	<i>Time</i>	<i>Rider</i>	<i>Time</i>	<i>Rider</i>	<i>Time</i>	<i>Pos</i>	<i>Rider</i>		
25	J.WHATLEY	23.525	S.AZMAN	34.519	L.FELLON	16.317	F.FARIOLI	34.738	25	F.FARIOLI	1'49.149	1'49.177 (25)
26	M.BERTELLE	23.575	L.FELLON	34.565	F.FARIOLI	16.341	J.WHATLEY	34.827	26	J.WHATLEY	1'49.201	1'49.201 (26)
27	F.FARIOLI	23.615	J.WHATLEY	34.630	A.CARRASCO	16.362	A.CARRASCO	34.867	27	L.FELLON	1'49.303	1'49.662 (27)
28	A.CARRASCO	23.723	A.CARRASCO	34.659	M.BERTELLE	16.367	L.FELLON	34.907	28	A.CARRASCO	1'49.611	1'50.036 (28)

These data/results cannot be reproduced, stored and/or transmitted in whole or in part by any manner of electronic, mechanical, photocopying, recording, broadcasting or otherwise now known or herein after developed without the previous express consent by the copyright owner, except for reproduction in daily press and regular printed publications on sale to the public within 60 days of the event related to those data/results and always provided that copyright symbol appears together as follows below.
© DORNA, 2023

Official MotoGP Timing by **TISSOT**
www.motogp.com






4592 m.

GRANDE PRÉMIO TISSOT DE PORTUGAL

Practice Nr. 2

Fastest Laps Sequence

<i>Practice Time</i>	 <i>Rider</i>	<i>Nation</i>	<i>Motorcycle</i>	<i>Time</i>	<i>Km/h</i>	<i>Rider's Lap</i>
4'12.209	80 David ALONSO	COL	GASGAS	1'49.831	150.5	2
4'16.833	6 Ryusei YAMANAKA	JPN	GASGAS	1'49.702	150.6	2
4'35.615	66 Joel KELSO	AUS	CFMOTO	1'49.606	150.8	2
4'56.136	48 Ivan ORTOLÁ	SPA	KTM	1'49.175	151.4	2
5'02.400	96 Daniel HOLGADO	SPA	KTM	1'48.987	151.6	2
5'05.853	82 Stefano NEPA	ITA	KTM	1'48.924	151.7	2
5'06.585	44 David MUÑOZ	SPA	KTM	1'48.773	151.9	2
6'50.994	96 Daniel HOLGADO	SPA	KTM	1'48.594	152.2	3
6'55.011	27 Kaito TOBA	JPN	HONDA	1'48.164	152.8	3
19'47.831	71 Ayumu SASAKI	JPN	HUSQVARNA	1'47.787	153.3	8
23'23.965	48 Ivan ORTOLÁ	SPA	KTM	1'47.705	153.4	8
24'04.109	96 Daniel HOLGADO	SPA	KTM	1'47.320	154.0	10

These data/results cannot be reproduced, stored and/or transmitted in whole or in part by any manner of electronic, mechanical, photocopying, recording, broadcasting or otherwise now known or herein after developed without the previous express consent by the copyright owner, except for reproduction in daily press and regular printed publications on sale to the public within 60 days of the event related to those data/results and always provided that copyright symbol appears together as follows below.

© DORNA, 2023

Official MotoGP Timing by TISSOT
www.motogp.com

Portimao, Friday, March 24, 2023

